

Pres Tuđla

Facing Brick



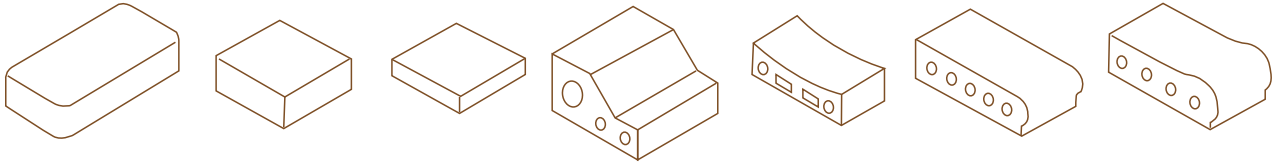
NORMAL
SELJUKSELÇUKLU
OVALHARPUŞTACOPING
TAPEREDDENİZLİK
19x9x5KÖŞEJUMBO
SOLDIERÖZELÜRETİM
ASKERCORNER
SPECIALPRODUCTION



Pres Tuğla

Facing Brick

Normal / <i>Normal</i>	2
Jumbo / <i>Jumbo</i>	6
Selçuklu / <i>Seljuk</i>	9
Harpuşta / <i>Coping</i>	12
Oval Tuğla / <i>Oval Brick</i>	18
Denizlik Tuğla / <i>Tapered Brick</i>	22
Açılı Köşe Tuğla / <i>Angle Corner Brick</i>	25
Asker Tuğla / <i>Soldier Brick</i>	26
Özel Üretim Tuğla / <i>Special Production Facing Brick</i>	29
19x9x5 Tuğla Grubu / <i>19x9x5 Brick Group</i>	32



Normal pres tuğlalar, iç ve dış mekanlarda rahatlıkla kullanılabilir. Farklı renk ve doku çeşitliliklerine sahiptir.

Normal facing bricks can be used in interior and exterior places. They have various kinds of colours and texture types.

Ürün: NT / Renk: Kırmızı / Doku: Naturel
Product: NT / Colour: Red / Texture: Natural



Pres Tuğla

Normal

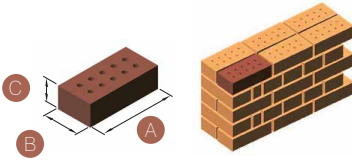
Normal Facing Brick



■ Teknik Özellikler / Technical Specifications

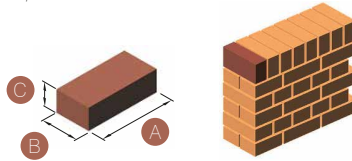
Naturel Pres / Natural Facing (NT)

Ebatlar / dimensions^{mm} : 215 x 102 x 65
Ağırlık / weight : 2.450 gr.
Ad / pcs.m² : 60



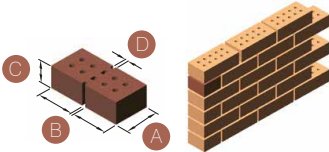
Naturel Dolu Pres / Natural Facing Full (NT/1)

Ebatlar / dimensions^{mm} : 215 x 102 x 65
Ağırlık / weight : 3.150 gr.
Ad / pcs.m² : 60





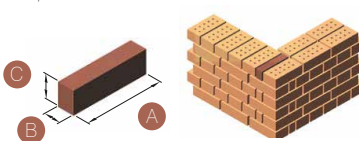
Naturel Yarımlık Pres / Natural Half Bat Facing (NT/2)

Ebatlar / dimensions^{mm} : 102 x 102 x 65 x 10
Ağırlık / weight : 1.250 gr.
Ad / pcs.m² : 120



Naturel Kılıcına Yarımlık Pres / Cuboid Brick (NT/4)

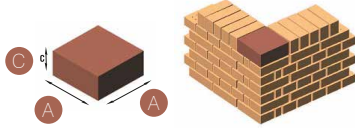
Ebatlar / dimensions^{mm} : 215 x 46 x 65
Ağırlık / weight : 1.400 gr.
Ad / pcs.m² : 60



■ Teknik Özellikler / Technical Specifications


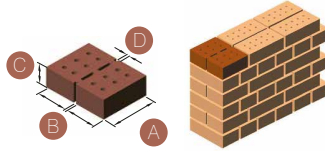
Natürel Köşe Dönüş ve Bitiş Pres /
Corner Stop and Facing (NT/5)

Ebatlar / dimensions^{mm} : 215 x 102 x 215
Ağırlık / weight : 7.000 gr.
Ad / pcs.m² : 5



Natürel Üç Çeyrek Pres /
Three Quarter Bat Facing (NT/3)

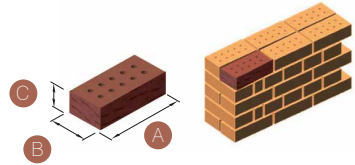
Ebatlar / dimensions^{mm} : 159 x 102 x 65 x 10
Ağırlık / weight : 1.950 gr.
Ad / pcs.m² : 75



■ Teknik Özellikler / Technical Specifications



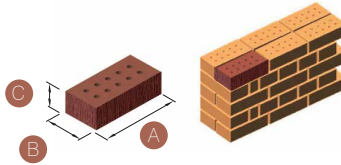
Rustik / Rustic (NT)

Ebatlar / dimensions^{mm} : 215 x 102 x 50
Ağırlık / weight : 2.450 gr.
Ad / pcs.m² : 60



Sarkıt / Stalactite (NT)

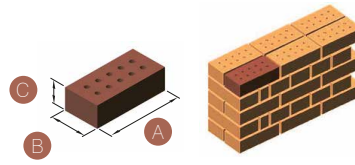
Ebatlar / dimensions^{mm} : 215 x 102 x 65
Ağırlık / weight : 2.450 gr.
Ad / pcs.m² : 60



■ Teknik Özellikler / Technical Specifications


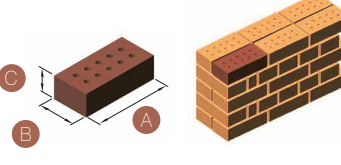
Gotik 5cm Pres / Gothic 5cm (NT)

Ebatlar / dimensions^{mm} : 215 x 102 x 50
Ağırlık / weight : 1.750 gr.
Ad / pcs.m² : 75



Gotik 6.5cm Pres / Gothic 6.5cm (NT)

Ebatlar / dimensions^{mm} : 215 x 102 x 65
Ağırlık / weight : 2.250 gr.
Ad / pcs.m² : 60





Jumbo Pres Tuğla

Jumbo Facing Brick

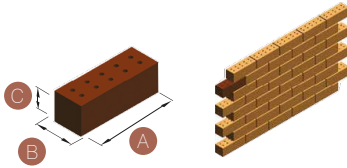


■ Teknik Özellikler / Technical Specifications

Jumbo Pres - 100 mm /

Jumbo - 100 mm (NT/6)


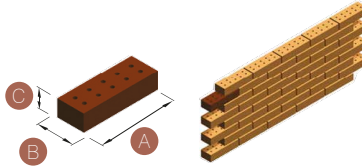
Ebatlar / dimensions^{mm} : 290 x 102 x 100
Ağırlık / weight : 4.700 gr.
Ad / pcs. m² : 30



Jumbo Pres - 65 mm /

Jumbo - 65 mm (NT/6)

Ebatlar / dimensions^{mm} : 290 x 102 x 65
Ağırlık / weight : 3.000 gr.
Ad / pcs. m² : 45





Büyük ebatlı olması nedeniyle metre karedeki kullanım sayısı daha azdır. Bu sayede işçilik ve uygulama süreci oldukça hızlıdır.

Due to large size, the usage in square feet is fewer. Thus, workmanship and application process is very expeditious in business.

Ürün: NT/6 / Renk: Kırmızı / Doku: Düz
Product: NT/6 / Colour: Red / Texture: Classic



Standart tuğla boyutundan farklı olarak, ince ve uzun görünümüne sahip olan bu tuğlalar, selçuklu döneminin esintilerini yaşatmaktadır.

Unlike standart brick dimensions, these bricks that have long and thin appearance and felt breezes of the Selçuk epoch.

Ürün: SPT/1 / Renk: Kırmızı / Doku: Naturel
Product: SPT/1 / Colour: Red / Texture: Natural



Pres Tuğla

Selçuklu

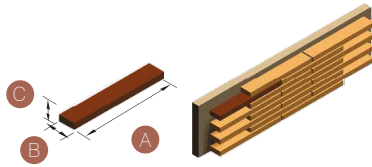
Seljuk Facing Brick



■ Teknik Özellikler / Technical Specifications

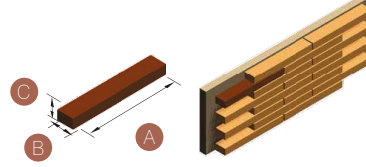
Selçuklu (Çubuk) Pres Tuğla / Seljuk (SPT/1)

Ebatlar / dimensions : 240 x 50 x 30
Ağırlık / weight : 850 gr.
Ad / pcs. m² : 100



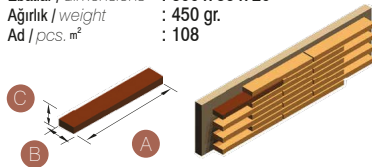
Selçuklu (Çubuk) Pres Tuğla / Seljuk (SPT/2)

Ebatlar / dimensions : 300 x 50 x 30
Ağırlık / weight : 1.000 gr.
Ad / pcs. m² : 81



Selçuklu (Çubuk) Pres Tuğla / Seljuk (SPT/3)

Ebatlar / dimensions : 300 x 35 x 20
Ağırlık / weight : 450 gr.
Ad / pcs. m² : 108







Ürün: NT / Renk: Anadolu Serisi / Doku: Naturel
Product: NT / Colour: Anatolian Series / Texture: Natural

Pres Tuğla

Harpuşta

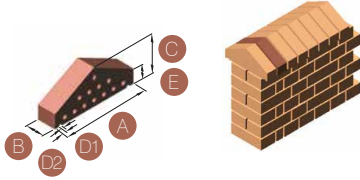
Saddleback Facing Brick



■ Teknik Özellikler / Technical Specifications

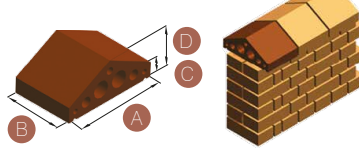
Harpuşta Pres Tuğla Üçgen / Saddleback Coping Triangle (HE-Ü)

Ebatlar / dimensions^{mm} : 305 x 65 x 130 x 13 x 15 x 50
Ağırlık / weight : 2.350 gr.
Ad / pcs. m.tul : 13



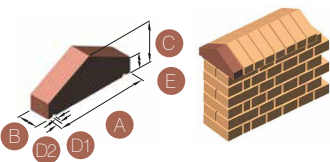
Harpuşta Pres Tuğla Üçgen / Saddleback Coping Triangle (HE-Ü-20)

Ebatlar / dimensions^{mm} : 305 x 200 x 130 x 50
Ağırlık / weight : 7.000 gr.
Ad / pcs. m.tul : 5



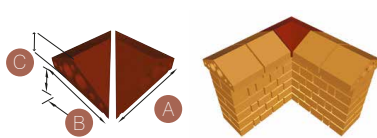
Harpuşta Pres Tuğla Üçgen Dolu / Saddleback Coping Triangle (Full) (HE-ÜD)

Ebatlar / dimensions^{mm} : 305 x 65 x 130 x 13 x 15 x 50
Ağırlık / weight : 2.250 gr.
Ad / pcs. m.tul : 13



Harpuşta Pres Tuğla Üçgen Köşe / Saddleback Coping Corner Triangle (HE-Ü-Köşe/Corner)

Ebatlar / dimensions^{mm} : 305 x 305 x 130
Ağırlık / weight : 1.800 gr.
Ad / pcs. m.tul : -





Özellikle bahçe duvarlarının vazgeçilmez profil malzemesidir.

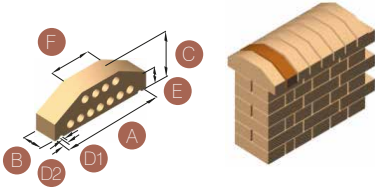
Saddleback facing brick is essential profile material especially for garden walls.

Ürün: HE-Ü / Renk: Kırmızı / Doku: Naturel
Product: HE-Ü / Colour: Red / Texture: Natural

■ Teknik Özellikler / Technical Specifications

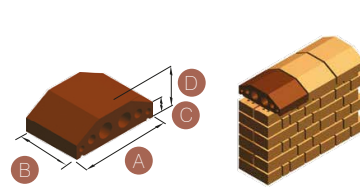
Harpuşta Pres Tuğla Kesik /
Saddleback Coping Cut (HE-K)

Ebatlar / dimensions^{mm} : 305 x 65 x 100 x 13 x 15 x 50 x 125
Ağırlık / weight : 2.150 gr.
Ad / pcs. m.tul : 13



Harpuşta Pres Tuğla Kesik /
Saddleback Coping Cut (HE-K-20)

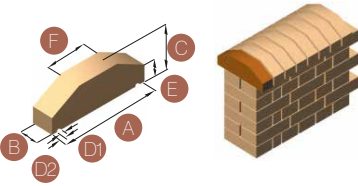
Ebatlar / dimensions^{mm} : 305 x 200 x 100 x 50
Ağırlık / weight : 6.750 gr.
Ad / pcs. m.tul : 5



■ Teknik Özellikler / Technical Specifications

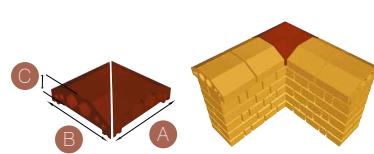
Harpuşta Pres Tuğla Kesik Dolu /
Saddleback Coping Cut (Full) (HE-KD)

Ebatlar / dimensions^{mm} : 305 x 65 x 100 x 50
Ağırlık / weight : 3.250 gr.
Ad / pcs. m.tul : 13



Harpuşta Pres Tuğla Kesik Köşe / *Saddleback*
Coping Cut Corner (HE-K-Köşe/Corner)

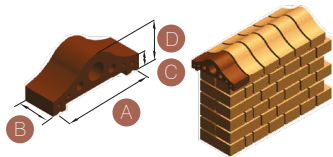
Ebatlar / dimensions^{mm} : 305 x 305 x 100 x 50
Ağırlık / weight : 1.850 gr.
Ad / pcs. m.tul : -



■ Teknik Özellikler / Technical Specifications

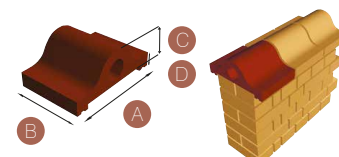
Harpuşta Pres Tuğla Oval /
Saddleback Coping Elliptical (HE-O)

Ebatlar / dimensions^{mm} : 305 x 65 x 100 x 45
Ağırlık / weight : 1.900 gr.
Ad / pcs. m.tul : 13



Harpuşta Pres Tuğla Oval /
Saddleback Coping Elliptical (HE-O-20)

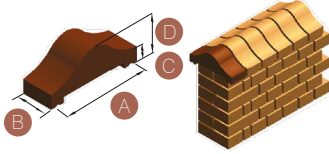
Ebatlar / dimensions^{mm} : 305 x 200 x 100 x 45
Ağırlık / weight : 5.800 gr.
Ad / pcs. m.tul : 5



■ Teknik Özellikler / Technical Specifications


Harpuşta Pres Tuğla Oval / Saddleback Coping Elliptical (HE-OD)

Ebatlar / dimensions^{mm} : 305 x 65 x 100 x 45
Ağırlık / weight : 2.350 gr.
Ad / pcs. m.tul : 13



Harpuşta Pres Tuğla Oval Köşe / Saddleback Coping Elliptical Corner (HE-O-Köşe/Corner)

Ebatlar / dimensions^{mm} : 305 x 305 x 100 x 45
Ağırlık / weight : 10.000 gr.
Ad / pcs. m.tul : -



Kahverengi
Brown



Sarı
Yellow



Sarı
Yellow

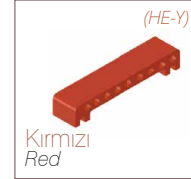
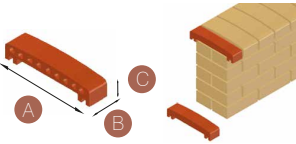


Kırmızı
Red

■ Teknik Özellikler / Technical Specifications

Harpuşta Pres Tuğla Yassı / Saddleback Coping Flat (HE-Y)

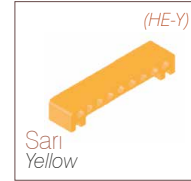
Ebatlar / dimensions^{mm} : 300 x 65 x 45
Ağırlık / weight : 1.400 gr.
Ad / pcs. m.tul : 13



Kırmızı
Red



Kahverengi
Brown

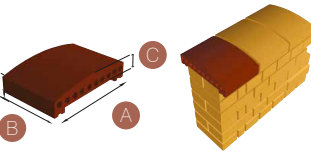


Sarı
Yellow

■ Teknik Özellikler / Technical Specifications

Harpuşta Pres Tuğla Yassı / Saddleback Coping Flat (HE-Y-20)

Ebatlar / dimensions^{mm} : 300 x 200 x 50
Ağırlık / weight : 4.200 gr.
Ad / pcs. m.tul : 5



Kahverengi
Brown



Sarı
Yellow



Kırmızı
Red



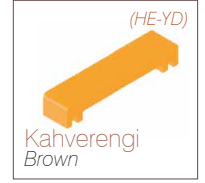
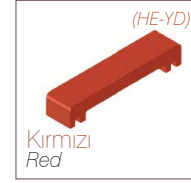
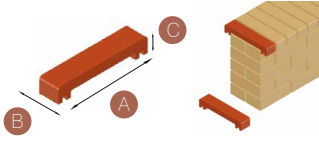
Ürün: HE-K / Renk: Kırmızı / Doku: Naturel
Product: HE-K / Colour: Red / Texture: Natural

■ Teknik Özellikler / Technical Specifications

Harpuşta Pres Tuğla Yassı (Dolu) /

Saddleback Coping Elliptical (Full) (HE-YD)

Ebatlar / dimensions^{mm} : 300 x 65 x 50
Ağırlık / weight : 1.500 gr.
Ad / pcs. m.tul : 13

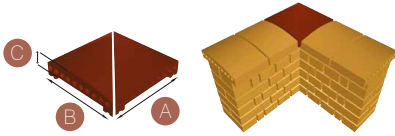


■ Teknik Özellikler / Technical Specifications

Harpuşta Pres Tuğla Köşe Yassı /

Saddleback Coping Corner Flat (HE-Y)

Ebatlar / dimensions^{mm} : 300 x 300 x 50
Ağırlık / weight : 6.400 gr.
Ad / pcs. m.tul : -


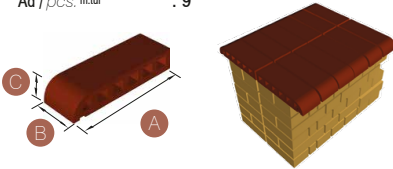


■ Teknik Özellikler / Technical Specifications

Harpuşta Pres Tuğla Oval /

Saddleback Coping Elliptical (HOT-1)

Ebatlar / dimensions^{mm} : 300 x 100 x 55
Ağırlık / weight : 2.500 - 2.700 gr.
Ad / pcs. m.tul : 9



Pres Tuğla

Oval

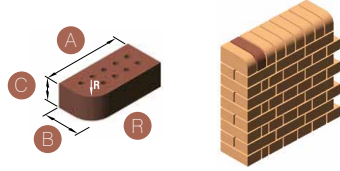
Oval Facing Brick



■ Teknik Özellikler / Technical Specifications

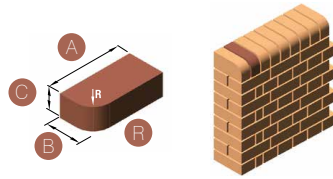
Tek Burun Oval Pres Tuğla / Single Bullnose Oval (OT/1)

Ebatlar / dimensions^{mm} : 215 x 102 x 65 x 21
Ağırlık / weight : 2.350 gr.
Ad / pcs. m.tul : 13



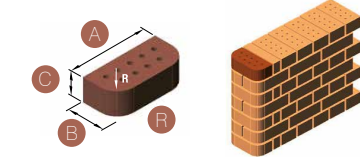
Tek Burun Oval Pres Tuğla Dolu / Single Bullnose Oval Full (OT/1-D)

Ebatlar / dimensions^{mm} : 215 x 102 x 65 x 51
Ağırlık / weight : 3.000 gr.
Ad / pcs. m.tul : 13



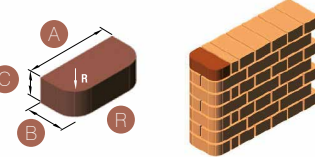
Çift Burun Oval Pres Tuğla / Double Bullnose Oval (OT/2)

Ebatlar / dimensions^{mm} : 215 x 102 x 65 x 21
Ağırlık / weight : 2.350 gr.
Ad / pcs. m.tul : 13



Çift Burun Oval Pres Tuğla Dolu / Double Bullnose Oval Full (OT/2-D)

Ebatlar / dimensions^{mm} : 215 x 102 x 65 x 51
Ağırlık / weight : 2.900 gr.
Ad / pcs. m.tul : 13





Kavisli profili sayesinde söve ve silmelerde farklı efektler oluşturur.

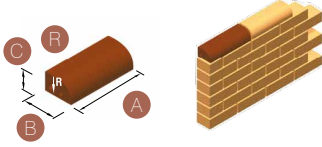
Due to curved profile, oval facing brick create different effects with column title and jams.

Ürün: OT/2 / Renk: Anadolu Serisi / Doku: Naturel
Product: OT/2 / Colour: Anatolian Series / Texture: Natural

■ Teknik Özellikler / Technical Specifications

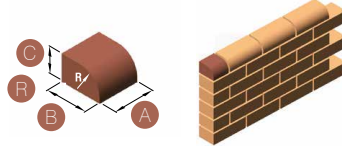
Uzun Çeyrek Daire Pres Tuğla / Long Stretcher On Flat (OT/3)

Ebatlar / dimensions^{mm} : 215 x 102 x 65 x 51
Ağırlık / weight : 2.320 gr.
Ad / pcs. m.tul : 5



Çeyrek Daire 1/2 Pres Tuğla Dolu / Stretcher On Flat 1/2 Full (OT/3-D)

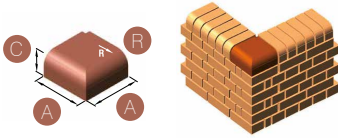
Ebatlar / dimensions^{mm} : 100 x 102 x 65 x 51
Ağırlık / weight : 1.500 gr.
Ad / pcs. m.tul : 5



■ Teknik Özellikler / Technical Specifications

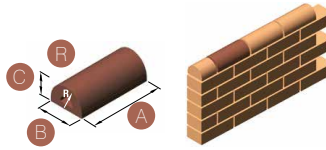
Oval Köşe Pres Tuğla / External Oval Corner On Edge (OT/4)

Ebatlar / dimensions^{mm} : 215 x 215 x 102 x 51
Ağırlık / weight : 6.000 gr.
Ad / pcs. m.tul : -



Uzun Yarım Daire Pres Tuğla / Long Double Street On Flat (OT/5)

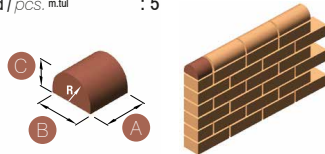
Ebatlar / dimensions^{mm} : 215 x 102 x 65 x 51
Ağırlık / weight : 2.250 gr.
Ad / pcs. m.tul : 5



■ Teknik Özellikler / Technical Specifications

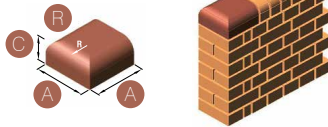
Yarım Tuğla 1/2 Pres Dolu / 1/2 On Flat Full (OT/5-D)

Ebatlar / dimensions^{mm} : 100 x 102 x 65 x 51
Ağırlık / weight : 1.200 gr.
Ad / pcs. m.tul : 5



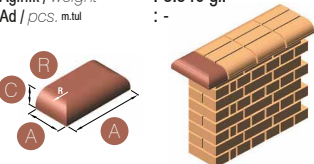
Oval Bitiş Pres Tuğla (Kalın) / Stop and To Double Facing Brick Thick (OT/6)

Ebatlar / dimensions^{mm} : 215 x 215 x 102 x 51
Ağırlık / weight : 6.000 gr.
Ad / pcs. m.tul : -



Oval Bitiş Pres Tuğla (İnce) / Stop and To Facing Brick Thin (OT/7)

Ebatlar / dimensions^{mm} : 301 x 146 x 65 x 51
Ağırlık / weight : 3.940 gr.
Ad / pcs. m.tul : -






Ürün: OT/3 / Renk: Kırmızı / Doku: Naturel
Product: OT/3 / Colour: Red / Texture: Natural

Pres Tuğla Denizlik

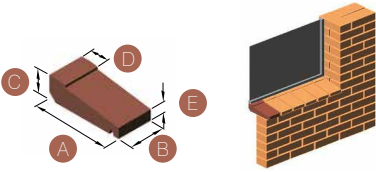
Tapered Facing Brick



■ Teknik Özellikler / Technical Specifications

Denizlik Pres Tuğla (Küçük) / *Tapered Window Sill (Small) (DT/2)*

Ebatlar / dimensions^{mm} : 215 x 100 x 65 x 50 x 30
Ağırlık / weight : 1.950 gr.
Ad / pcs. m² : 9





Eđimli yzeyi sayesinde suyun ięeri sızmasını engeller.

Due to sloping surface, tapered facing brick prevents the penetration of water.

Ürün: DT/2 / Renk: Kırmızı / Doku: Naturel
Product: DT/2 / Colour: Red / Texture: Natural



Farklı profilleri nedeniyle harpuřta olarak ya da söve, silme detaylarında tercih edilir.

Due to different profiles that tapered facing brick is preferred in column title details as jambs or saddleback.

Ürün: OT/3 / Renk: Kırmızı / Doku: Naturel
Product: OT/3 / Colour: Red / Texture: Natural



Pres Tuğla Köşeli

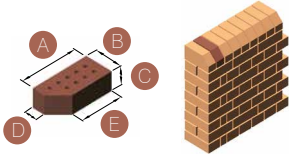
Corner Facing Brick



■ Teknik Özellikler / Technical Specifications

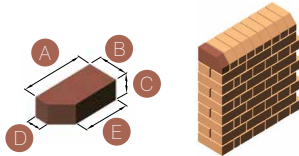
Tek Köşeli Bitiş Pres Tuğla / Single Cant (AKT/3)

Ebatlar / dimensions^{mm} : 215 x 102 x 65 x 46 x 159
Ağırlık / weight : 2.150 gr.
Ad / pcs. m.tul : 13



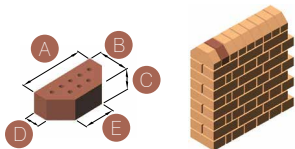
Tek Köşeli Bitiş Pres Tuğla (Dolu) / Single Cant Full (AKT/3-D)

Ebatlar / dimensions^{mm} : 215 x 102 x 65 x 46 x 159
Ağırlık / weight : 2.900 gr.
Ad / pcs. m.tul : 13




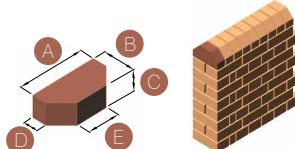
Çift Köşeli Bitiş Pres Tuğla / Double Cant (AKT/4)

Ebatlar / dimensions^{mm} : 215 x 102 x 65 x 46 x 103
Ağırlık / weight : 2.050 gr.
Ad / pcs. m.tul : 13



Çift Köşeli Bitiş Pres Tuğla (Dolu) / Double Cant Full (AKT/4-D)

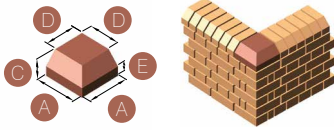
Ebatlar / dimensions^{mm} : 215 x 102 x 65 x 46 x 103
Ağırlık / weight : 2.650 gr.
Ad / pcs. m.tul : 13



■ Teknik Özellikler / Technical Specifications

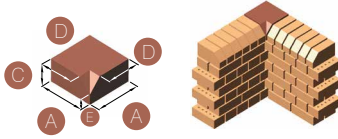
Köşeli Dışbükey Dönüş Pres Tuğla /
Single Cant External Corner (AKT/5)

Ebatlar / dimensions^{mm} : 215 x 102 x 159 x 46
Ağırlık / weight : 6.500 gr.
Ad / pcs. m² : -



Köşeli İçbükey Dönüş Pres Tuğla /
Internal Stop and Facing Brick (AKT/6)

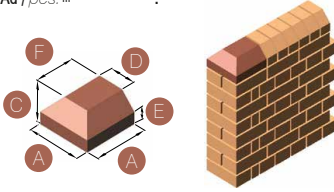
Ebatlar / dimensions^{mm} : 215 x 102 x 159 x 46
Ağırlık / weight : 7.500 gr.
Ad / pcs. m² : -



■ Teknik Özellikler / Technical Specifications

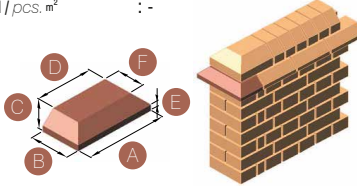
Köşeli Bitiş Pres Tuğla (Kalın) /
Double Stop and (Thick) (AKT/9)

Ebatlar / dimensions^{mm} : 215 x 102 x 159 x 46
Ağırlık / weight : 7.500 gr.
Ad / pcs. m² : -



Köşeli Bitiş Pres Tuğla (İnce) /
Plinth Stop and (Thin) (AKT/10)

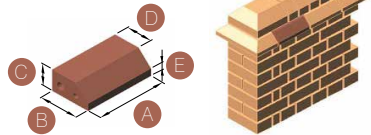
Ebatlar / dimensions^{mm} : 301 x 146 x 65 x 215 x 22 x 103
Ağırlık / weight : 4.100 gr.
Ad / pcs. m² : -



■ Teknik Özellikler / Technical Specifications

Tek Köşeli Pres Tuğla (İnce) /
Plinth Stretcher (Thin) (AKT/11)

Ebatlar / dimensions^{mm} : 215 x 123 x 65 x 80 x 22
Ağırlık / weight : 2.880 gr.
Ad / pcs. m² : 5





Ürün: HE-Ü / Renk: Kırmızı / Doku: Naturel
Product: HE-Ü / Colour: Red / Texture: Natural

Özel Üretim Pres Tuğla

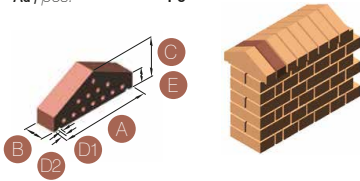
Special Production Facing Brick



■ Teknik Özellikler / Technical Specifications

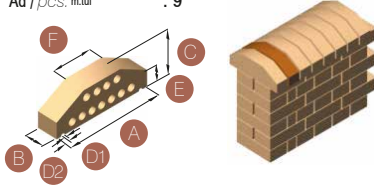
Harpuşta Pres Tuğla Üçgen / Saddleback Coping Triangle (HE-Ü-10)

Ebatlar / dimensions^{mm} : 305 x 65 x 130 x 13 x 15 x 50
Ağırlık / weight : 3.500 gr.
Ad / pcs. m.tul : 9



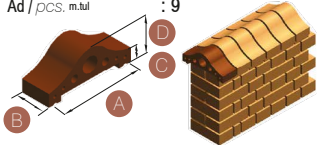
Harpuşta Pres Tuğla Kesik / Saddleback Coping Cut (HE-K-10)

Ebatlar / dimensions^{mm} : 305 x 65 x 100 x 13 x 15 x 50 x 125
Ağırlık / weight : 3.300 gr.
Ad / pcs. m.tul : 9



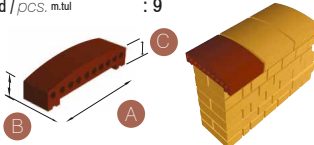
Harpuşta Pres Tuğla Oval / Saddleback Coping Elliptical (HE-O-10)

Ebatlar / dimensions^{mm} : 305 x 100 x 100 x 45
Ağırlık / weight : 2.900 gr.
Ad / pcs. m.tul : 9



Harpuşta Pres Tuğla Yassı / Saddleback Coping Flat (HE-Y-10)

Ebatlar / dimensions^{mm} : 300 x 100 x 50
Ağırlık / weight : 2.100 gr.
Ad / pcs. m.tul : 9





Özel ölçülere sahip olmaları nedeniyle isteğe bağlı olarak üretilirler.

Because of having special dimensions, special production facing bricks are produced optionally.

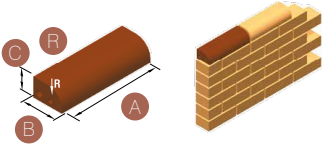
Ürün: NT / Renk: Anadolu Serisi / Doku: Naturel
Product: NT / Colour: Anatolian Series / Texture: Natural

■ Teknik Özellikler / Technical Specifications

Uzun Çeyrek Daire Pres Tuğla /

Long Stretcher On Flat (OT/3-30)

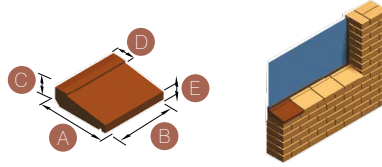
Ebatlar / dimensions^{mm} : 300 x 102 x 65 x 51
Ağırlık / weight : 3.390 gr.
Ad / pcs, m.tul : 3



Denizlik Pres Tuğla /

Tapered Window Sill (DT/2-20)

Ebatlar / dimensions^{mm} : 215 x 200 x 65 x 50 x 30
Ağırlık / weight : 3.550 gr.
Ad / pcs, m.tul : 5

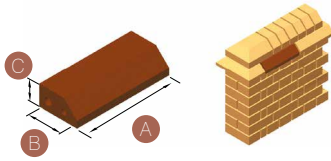


■ Teknik Özellikler / Technical Specifications

Uzun Tek Köşeli Pres Tuğla 30 /

Plinth Stretcher 30 (AKT/11-30)

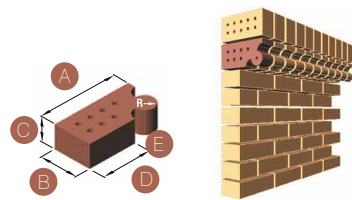
Ebatlar / dimensions^{mm} : 300 x 123 x 65
Ağırlık / weight : 3.800 gr.
Ad / pcs, m.tul : 3



■ Teknik Özellikler / Technical Specifications

Silme Pres Tuğla / Special Radial Lintel (ÖDT/1)

Ebatlar / dimensions^{mm} : 215 x 102 x 65 x 140 x 20
Ağırlık / weight : 2.450 gr.
Ad / pcs, m.tul : 13





Ürün: NT / Renk: Anadolu Serisi / Doku: Naturel
Product: NT / Colour: Anatolian Series / Texture: Natural



Oranları, standart ölçülerden daha farklıdır. Özellikle balkon parametrelerinde tercih edilir.

Dimensions are different than standart productions. Especially, special production facing bricks are preferred for the balcony parameters.

Ürün: 19x9x5 / Renk: Kırmızı / Doku: Naturel
Product: 19x9x5 / Colour: Red / Texture: Natural



Pres Tuğla

19x9x5

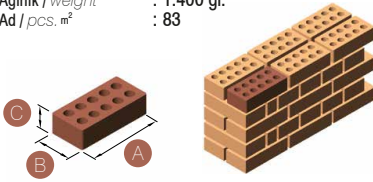
19x9x5 Facing Brick



■ Teknik Özellikler / Technical Specifications

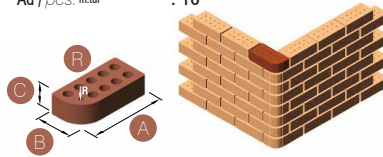
Naturel 19x9x5 Pres Tuğla / Natural 19x9x5

Ebatlar / dimensions^{mm} : 190 x 90 x 50
Ağırlık / weight : 1.400 gr.
Ad / pcs. m² : 83



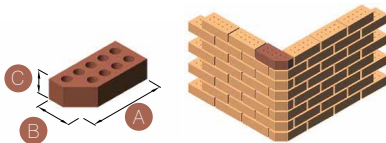
Naturel 19x9x5 Oval Pres Tuğla / Natural 19x9x5 Oval

Ebatlar / dimensions^{mm} : 190 x 90 x 50 x 50
Ağırlık / weight : 1.300 gr.
Ad / pcs. m² : 16




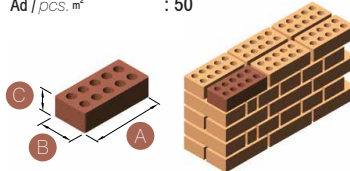
Naturel 19x9x5 Köşeli Pres Tuğla / Natural 19x9x5 Corner

Ebatlar / dimensions^{mm} : 190 x 90 x 50
Ağırlık / weight : 1.300 gr.
Ad / pcs. m² : 16



Naturel 19x9x8.5 Modüler Pres Tuğla / Natural 19x9x8.5 Modular

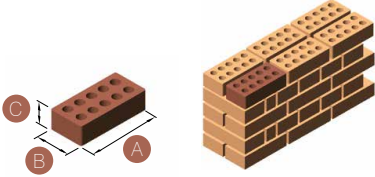
Ebatlar / dimensions^{mm} : 190 x 90 x 85
Ağırlık / weight : 2.250 gr.
Ad / pcs. m² : 50



■ Teknik Özellikler / Technical Specifications



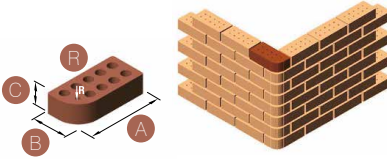
Düz 19x9x5 Pres Tuğla /
Classic 19x9x5

Ebatlar / dimensions^{mm} : 190 x 90 x 50
Ağırlık / weight : 1.400 gr.
Ad / pcs. m² : 83



Düz 19x9x5 Oval Pres Tuğla /
Classic 19x9x5 Oval

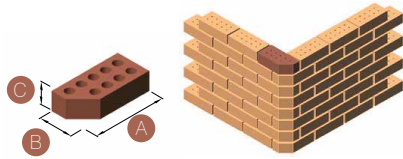
Ebatlar / dimensions^{mm} : 190 x 90 x 50 x 50
Ağırlık / weight : 1.300 gr.
Ad / pcs. m² : 16



■ Teknik Özellikler / Technical Specifications



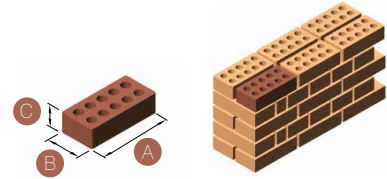
Düz 19x9x5 Köşeli Pres Tuğla /
Classic 19x9x5 Corner

Ebatlar / dimensions^{mm} : 190 x 90 x 50
Ağırlık / weight : 1.300 gr.
Ad / pcs. m² : 16



Düz 19x9x8.5 Modüler Pres Tuğla /
Classic 19x9x8.5 Modular

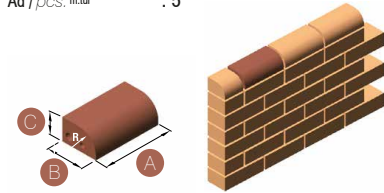
Ebatlar / dimensions^{mm} : 190 x 90 x 85
Ağırlık / weight : 2.250 gr.
Ad / pcs. m² : 50



■ Teknik Özellikler / Technical Specifications

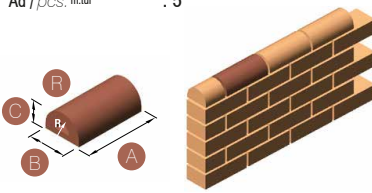
19x9x5 Uzun Çeyrek Daire Pres Tuğla /
19x9x5 Long Quarter Circle Facing

Ebatlar / dimensions^{mm} : 190 x 90 x 50 x 45
Ağırlık / weight : 1.450 gr.
Ad / pcs. m² : 5



19x9x5 Uzun Yarım Daire Pres Tuğla /
19x9x5 Long Half Circle Facing

Ebatlar / dimensions^{mm} : 190 x 90 x 50 x 45
Ağırlık / weight : 1.450 gr.
Ad / pcs. m² : 5





Ürün: 19x9x5 / Renk: Kırmızı / Doku: Naturel
Product: 19x9x5 / Colour: Red / Texture: Natural



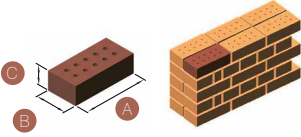


Ürün: NT / Renk: Anadolu Serisi / Doku: Naturel
Product: NT / Colour: Anatolian Series / Texture: Natural

Naturel Pres Tuğla / Natural Facing Brick

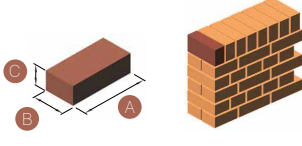
Naturel Pres / Natural Facing (NT)

Ebatlar / dimensions : 215 x 102 x 65



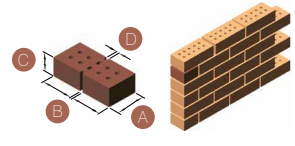
Naturel Dolu Pres / Facing Brick Full (NT/1)

Ebatlar / dimensions : 215 x 102 x 65



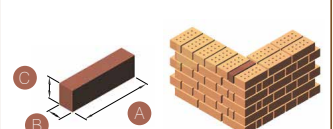
Naturel Yarımlı Pres / Half Bat Facing (NT/2)

Ebatlar / dimensions : 102 x 102 x 65 x 10



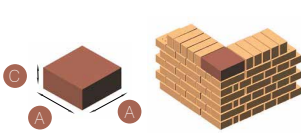
Naturel Kılıcına Yarımlı Pres / Cuboid Brick (NT/4)

Ebatlar / dimensions : 215 x 46 x 65



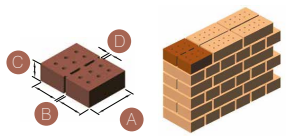
Naturel Pres Köşe Dönüş ve Bitiş Tuğlası / Stop and Facing (NT/5)

Ebatlar / dimensions : 215 x 102 x 215



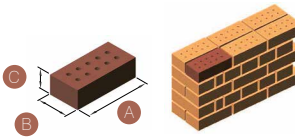
Naturel Üç Çeyrek Pres / Three Quarter Bat Facing (NT/3)

Ebatlar / dimensions : 159 x 102 x 65 x 10




Gotik 5cm Pres / Gothic 5cm (NT)

Ebatlar / dimensions : 215 x 102 x 50



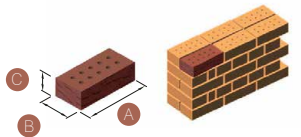
Gotik 6.5cm Pres / Gothic 6.5cm (NT)

Ebatlar / dimensions : 215 x 102 x 65



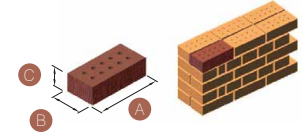
Rustik / Rustic (NT)

Ebatlar / dimensions : 215 x 102 x 50



Sarkıt / Stalactite (NT)

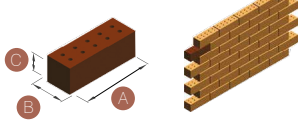
Ebatlar / dimensions : 215 x 102 x 65



Jumbo Pres Tuğla / Jumbo Facing Brick

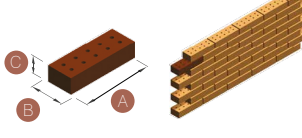
Jumbo Pres - 100 mm / Jumbo - 100 mm (NT/6)

Ebatlar / dimensions : 290 x 102 x 100



Jumbo Pres - 65 mm / Jumbo - 65 mm (NT/6)

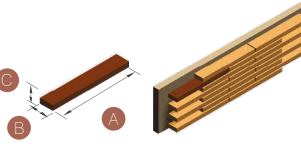
Ebatlar / dimensions : 290 x 102 x 65



Selçuklu Pres Tuğla / Seljuk Facing Brick

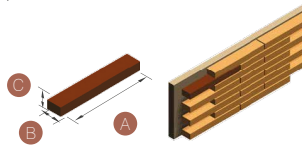
Selçuklu (Çubuk) Pres Tuğla / Seljuk (SPT/1)

Ebatlar / dimensions : 240 x 50 x 30



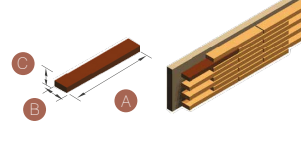
Selçuklu (Çubuk) Pres Tuğla / Seljuk (SPT/2)

Ebatlar / dimensions : 300 x 50 x 30



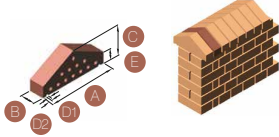
Selçuklu (Çubuk) Pres Tuğla / Seljuk (SPT/3)

Ebatlar / dimensions : 300 x 35 x 20



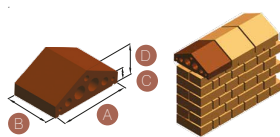
Harpuşta Pres Tuğla Üçgen /
Saddleback Coping Triangle (HE-Ü)

Ebatlar / dimensions^{mm} : 305 x 65 x 130 x 13 x 15 x 50



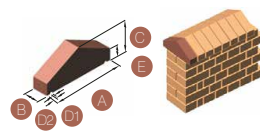
Harpuşta Pres Tuğla Üçgen /
Saddleback Coping Triangle (HE-Ü-20)

Ebatlar / dimensions^{mm} : 305 x 200 x 130 x 50



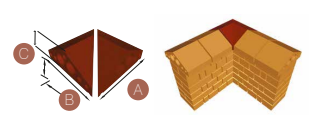
Harpuşta Pres Tuğla Üçgen Dolu /
Saddleback Coping Triangle (Full) (HE-ÜD)

Ebatlar / dimensions^{mm} : 305 x 65 x 130 x 13 x 15 x 50



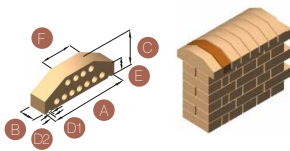
Harpuşta Pres Tuğla Üçgen Köşe / Saddleback
Coping Corner Triangle (HE-Ü-Köşe/Corner)

Ebatlar / dimensions^{mm} : 305 x 305 x 130



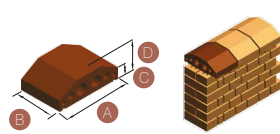
Harpuşta Pres Tuğla Kesik /
Saddleback Coping Cut (HE-K)

Ebatlar / dimensions^{mm} : 305 x 65 x 100 x 13 x 15 x 50 x 125



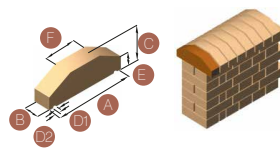
Harpuşta Pres Tuğla Kesik /
Saddleback Coping Cut (HE-K-20)

Ebatlar / dimensions^{mm} : 305 x 200 x 100 x 50



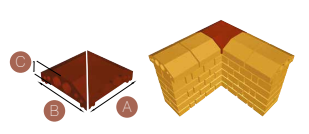
Harpuşta Pres Tuğla Kesik Dolu /
Saddleback Coping Cut (Full) (HE-KD)

Ebatlar / dimensions^{mm} : 305 x 65 x 100 x 50



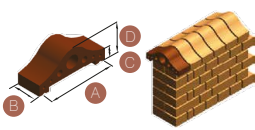
Harpuşta Pres Tuğla Kesik Köşe / Saddleback
Coping Cut Corner (HE-K-Köşe/Corner)

Ebatlar / dimensions^{mm} : 305 x 305 x 100 x 50



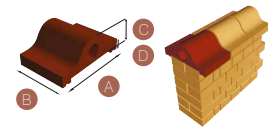
Harpuşta Pres Tuğla Oval /
Saddleback Coping Elliptical (HE-O)

Ebatlar / dimensions^{mm} : 305 x 65 x 100 x 45



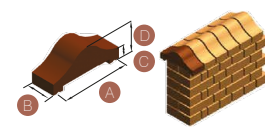
Harpuşta Pres Tuğla Oval /
Saddleback Coping Elliptical (HE-O-20)

Ebatlar / dimensions^{mm} : 305 x 200 x 100 x 45



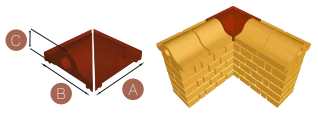
Harpuşta Pres Tuğla Oval /
Saddleback Coping Elliptical (Full) (HE-OD)

Ebatlar / dimensions^{mm} : 305 x 65 x 100 x 45



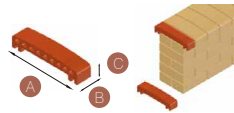
Harpuşta Pres Tuğla Oval Köşe / Saddleback
Coping Elliptical Corner (HE-O-Köşe/Corner)

Ebatlar / dimensions^{mm} : 305 x 305 x 100 x 45



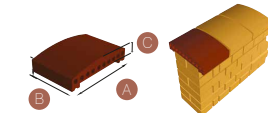
Harpuşta Pres Tuğla Yassı /
Saddleback Coping Elliptical (HE-Y)

Ebatlar / dimensions^{mm} : 300 x 65 x 50



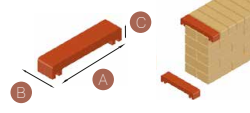
Harpuşta Pres Tuğla Yassı /
Saddleback Coping Flat (HE-Y-20)

Ebatlar / dimensions^{mm} : 300 x 200 x 50



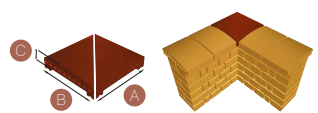
Harpuşta Pres Tuğla Yassı (Dolu) /
Saddleback Coping Elliptical (Full) (HE-YD)

Ebatlar / dimensions^{mm} : 300 x 65 x 50



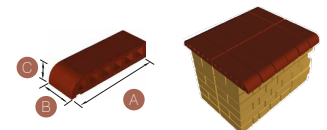
Harpuşta Pres Tuğla Köşe Yassı / Saddleback
Coping Corner Flat (HE-Y-Köşe/Corner)

Ebatlar / dimensions^{mm} : 300 x 300 x 50



Harpuşta Pres Tuğla Oval /
Saddleback Coping Elliptical (HOT-1)

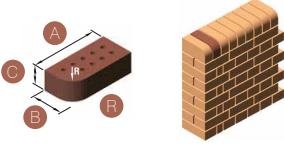
Ebatlar / dimensions^{mm} : 300 x 100 x 55



Oval Pres Tuğla / Bullnose Facing Brick

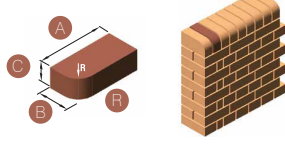
Tek Burun Oval Pres Tuğla / Single Bullnose Oval (OT/1)

Ebatlar / dimensions : 215 x 102 x 65 x 21



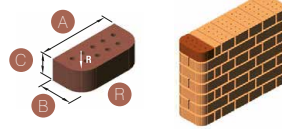
Tek Burun Oval Pres Tuğla Dolu / Single Bullnose Oval Full (OT/1-D)

Ebatlar / dimensions : 215 x 102 x 65 x 51



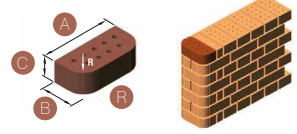
Çift Burun Oval Pres Tuğla / Double Bullnose Oval (OT/2)

Ebatlar / dimensions : 215 x 102 x 65 x 51



Çift Burun Oval Pres Tuğla Dolu / Double Bullnose Oval Full (OT/2-D)

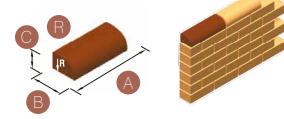
Ebatlar / dimensions : 215 x 102 x 65 x 51



Oval Pres Tuğla / Oval Facing Brick

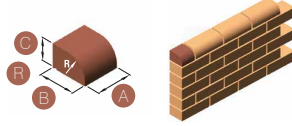
Uzun Çeyrek Daire Pres Tuğla / Long Stretcher On Flat (OT/3)

Ebatlar / dimensions : 215 x 102 x 65 x 51



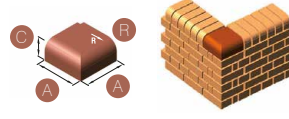
Çeyrek Daire 1/2 Pres Tuğla Dolu / Stretcher On Flat 1/2 Full (OT/3-D)

Ebatlar / dimensions : 100 x 102 x 65 x 51



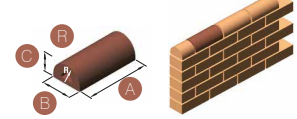
Oval Köşe Pres Tuğla / External Oval Corner On Edge (OT/4)

Ebatlar / dimensions : 215 x 215 x 102 x 51



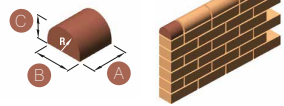
Uzun Yarım Daire Pres Tuğla / Long Double Street On Flat (OT/5)

Ebatlar / dimensions : 215 x 102 x 65 x 51



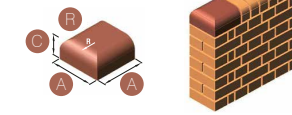
Yarım Tuğla 1/2 Pres Dolu / 1/2 On Flat (OT/5-D)

Ebatlar / dimensions : 100 x 102 x 65 x 51



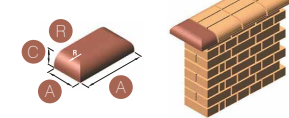
Oval Bitiş Pres Tuğla (Kalın) / Stop and To Double Facing (OT/6)

Ebatlar / dimensions : 215 x 215 x 102 x 51



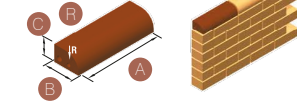
Oval Bitiş Pres Tuğla (İnce) / Stop and To Facing (OT/7)

Ebatlar / dimensions : 301 x 146 x 65 x 51



Uzun Çeyrek Daire Pres Tuğla / Long Stretcher On Flat (OT/3-30)

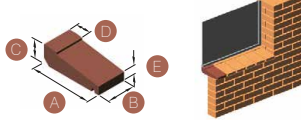
Ebatlar / dimensions : 300 x 102 x 65 x 51



Denizlik Pres Tuğla / Tapered Facing Brick

Denizlik Pres Tuğla (Küçük) / Tapered Window Sill (Small) (DT/2)

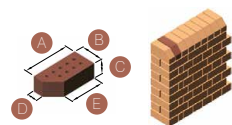
Ebatlar / dimensions : 215 x 100 x 65 x 50 x 30



Köşeli Pres Tuğla / Corner Facing Brick

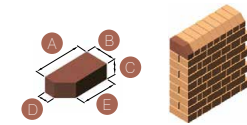
Tek Köşeli Bitiş Pres Tuğla / Single Cant (AKT/3)

Ebatlar / dimensions : 215 x 102 x 65 x 46 x 159



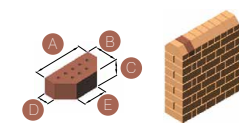
Tek Köşeli Bitiş Pres Tuğla (Dolu) / Single Cant Full (AKT/3-D)

Ebatlar / dimensions : 215 x 102 x 65 x 46 x 159



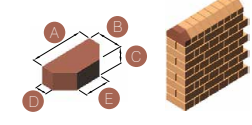
Çift Köşeli Bitiş Pres Tuğla / Double Cant (AKT/4)

Ebatlar / dimensions : 215 x 102 x 65 x 46 x 103

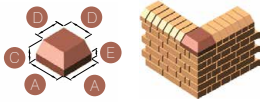


Çift Köşeli Bitiş Pres Tuğla (Dolu) / Double Cant Full (AKT/4-D)

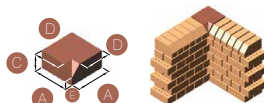
Ebatlar / dimensions : 215 x 102 x 65 x 46 x 103



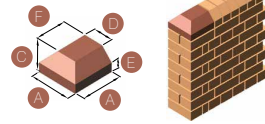
Köşeli Dışbükey Dönüş Pres Tuğla /
Single Cant External Corner (AKT/5)
Ebatlar / dimensions : 215 x 102 x 159 x 46



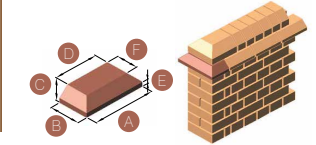
Köşeli İçbükey Dönüş Pres Tuğla /
Internal Stop and (AKT/6)
Ebatlar / dimensions : 215 x 102 x 159 x 46



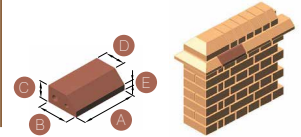
Köşeli Bitiş Pres Tuğla (Kalın) /
Double Stop and (Thick) (AKT/9)
Ebatlar / dimensions : 215 x 102 x 159 x 46



Köşeli Bitiş Pres Tuğla (İnce) /
Plinth Stop and (Thin) (AKT/10)
Ebatlar / dimensions : 301 x 146 x 65 x 215 x 22 x 103

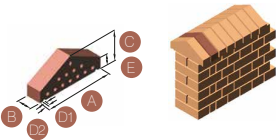


Tek Köşeli Pres Tuğla (İnce) /
Plinth Stretcher (Thin) (AKT/11)
Ebatlar / dimensions : 215 x 123 x 65 x 80 x 22

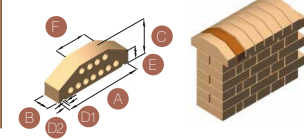


Özel Üretim Pres Tuğla / Special Production Facing Brick

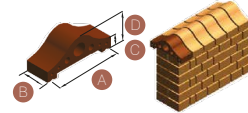
Harpuşta Pres Tuğla Üçgen /
Saddleback Coping Triangle (HE-Ü-10)
Ebatlar / dimensions : 305 x 65 x 130 x 13 x 15 x 50



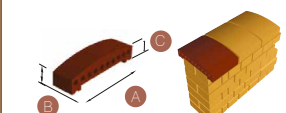
Harpuşta Pres Tuğla Kesik /
Saddleback Coping Cut (HE-K-10)
Ebatlar / dimensions : 305 x 65 x 100 x 13 x 15 x 50 x 125



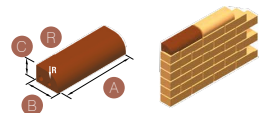
Harpuşta Pres Tuğla Oval /
Saddleback Coping Elliptical (HE-O-10)
Ebatlar / dimensions : 305 x 100 x 100 x 45



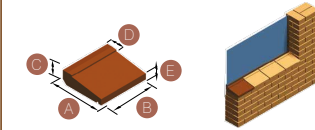
Harpuşta Pres Tuğla Yassı /
Saddleback Coping Flat (HE-Y-10)
Ebatlar / dimensions : 300 x 100 x 50



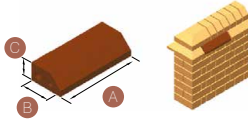
Uzun Çeyrek Daire Pres Tuğla /
Long Stretcher On Flat (OT/3-30)
Ebatlar / dimensions : 300 x 102 x 65 x 51



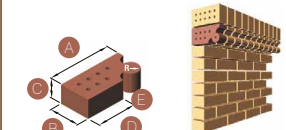
Denizlik Pres Tuğla /
Tapered Window Sill (DT/2-20)
Ebatlar / dimensions : 215 x 200 x 65 x 50 x 30



Uzun Tek Köşeli Pres Tuğla 30 /
PlinthStretcher 30 (AKT/11-30)
Ebatlar / dimensions : 300 x 123 x 65

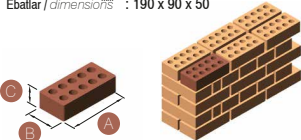


Silme Pres Tuğla /
Special Radial Lintel (ÖDT/1)
Ebatlar / dimensions : 215 x 102 x 65 x 140 x 20

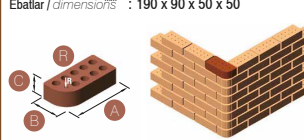


19x9x5 Pres Tuğla / 19x9x5 Facing Brick

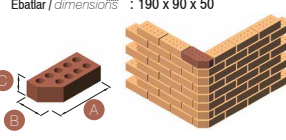
Naturel 19x9x5 Pres Tuğla /
Natural 19x9x5
Ebatlar / dimensions : 190 x 90 x 50



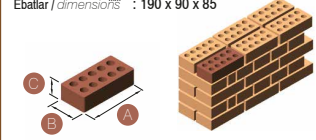
Naturel 19x9x5 Oval Pres Tuğla /
Natural 19x9x5 Oval
Ebatlar / dimensions : 190 x 90 x 50 x 50



Düz 19x9x5 Köşeli Pres Tuğla /
Classic 19x9x5 Corner
Ebatlar / dimensions : 190 x 90 x 50

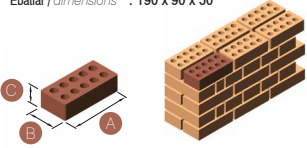


Düz 19x9x8.5 Modüler Pres Tuğla /
Classic 19x9x8.5 Modular
Ebatlar / dimensions : 190 x 90 x 85



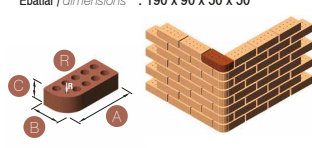
Düz 19x9x5 Pres Tuğla /
Classic 19x9x5

Ebatlar / dimensions : 190 x 90 x 50



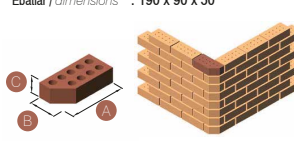
Düz 19x9x5 Oval Pres Tuğla /
Classic 19x9x5 Oval

Ebatlar / dimensions : 190 x 90 x 50 x 50



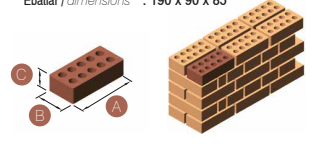
Natürel 19x9x5 Köşeli Pres Tuğla /
Natural 19x9x5 Corner

Ebatlar / dimensions : 190 x 90 x 50



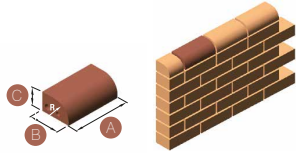
Natürel 19x9x8.5 Modüler Pres Tuğla /
Natural 19x9x8.5 Modular

Ebatlar / dimensions : 190 x 90 x 85



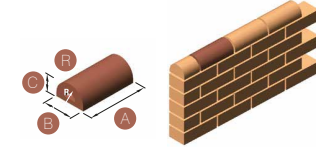
19x9x5 Uzun Çeyrek Daire Pres Tuğla /
19x9x5 Long Quarter Circle Facing

Ebatlar / dimensions : 190 x 90 x 50 x 45



19x9x5 Uzun Yarım Daire Pres Tuğla /
19x9x5 Long Half Circle Facing

Ebatlar / dimensions : 190 x 90 x 50 x 45



ÜRÜN	NT
GENEL TANIM	DÜŞEY DELİKLİ, TAŞIYICI OLAN,KATEGORİ II, KORUNMAMIŞ KİL KAGİR BİRİM
STANDART ÖLÇÜLER	215X102X65 mm
BOYUT TOLERANSI (HD BİRİMLER) KATEGORİ T2	T2 ± 0,25 √Anma Boyutu(mm) veya 2 mm den hangisi daha büyükse TS EN 771-1 3,67 mm 2,52 mm 2,02 mm IŞIKLAR 2,5 mm 2,0 mm 1,0 mm
ARALIK KATEGORİ R2	R2 0,3√ANMA BOYUTU (mm) TS EN 771-1 4,40 mm 3,03 mm 2,42 mm IŞIKLAR 3,50 mm 2,50 mm 1,50 mm
DÖŞEME YÜZEYLERİNİN DÜZLÜKTEN SAPMASI	TS EN 771-1 Madde 5.3.1.2.4 Sapma max. 2,0 mm
DÖŞEME YÜZEYLERİNİN DÜZLEMSEL PARALELLİĞİ	TS EN 771-1 Madde 5.3.1.2.5 Sapma max. 2,0 mm
SU EMME ORANI	TS EN 771-1 Madde 5.3.7.2 ye göre Max. %8 IŞIKLAR Max. % 7 (Ort. %6)
BRÜT KURU BİRİM HACİM KÜTLESİ	TS EN 771-1 Madde 5.3.3.1 Tolerans Kateg. D1 TS EN 771-1 Ort.1640 kg/m³±%10 IŞIKLAR: Ort. 1660 kg/m³
NET KURU BİRİM HACİM KÜTLESİ	TS EN 771-1 Madde 5.3.3.2 Tolerans Kateg. D1 TS EN 771-1 Ort.2100 kg/m³±%10 IŞIKLAR: Ort. 2180 kg/m³
BASINÇ DAYANIMI	TS EN 771-1 Madde 5.3.4 Karakteristik Ort. 45 N/mm² IŞIKLAR Karakteristik Ort. 52,2 N/mm²
ISIL DAVRANIŞ ÖZELLİKLERİ	TS EN 771-1 Madde 5.3.5 Max.0,490 W/mK IŞIKLAR Max. 0,476 W/mK
DAYANIKLILIK	TS EN 771-1 Madde 5.3.6 F2 ŞİDDETLİ ORTAM
YANGINA DİRENÇ	TS EN 771-1 Madde 5.3.11 Yangın Sınıfı A1
RENK DAĞILIMI	Farklı tonlardaki tuğlaları fabrikada karışık olarak bir arada paletler; ancak, duvar ustaları duvar boyunca bu farklı tonların dağılımının dengeli bir şekilde yapılmasına dikkat etmelidir. PALET AMBALAJINDAKİ UYGULAMA ÖNERİLERİNE UYULMALIDIR.

ÜRÜN	19x9x5
GENEL TANIM	DÜŞEY DELİKLİ, TAŞIYICI OLAN,KATEGORİ II, KORUNMAMIŞ KİL KAGİR BİRİM
STANDART ÖLÇÜLER	190x90x50 mm
BOYUT TOLERANSI (HD BİRİMLER) KATEGORİ T2	T2 ± 0,25 √Anma Boyutu(mm) veya 2 mm den hangisi daha büyükse TS EN 771-1 3,45 mm 2,37 mm 1,77 mm IŞIKLAR 2,50 mm 1,50 mm 1,00 mm
ARALIK KATEGORİ R2	R2 0,3√ANMA BOYUTU (mm) TS EN 771-1 4,14 mm 2,85 mm 2,12 mm IŞIKLAR 3,50 mm 2,50 mm 2,00 mm
DÖŞEME YÜZEYLERİNİN DÜZLÜKTEN SAPMASI	TS EN 771-1 Madde 5.3.1.2.4 Sapma max. 2,0 mm
DÖŞEME YÜZEYLERİNİN DÜZLEMSEL PARALELLİĞİ	TS EN 771-1 Madde 5.3.1.2.5 Sapma max. 2,0 mm
SU EMME ORANI	TS EN 771-1 Madde 5.3.7.2 ye göre Max. %8 IŞIKLAR Max. % 7 (Ort: % 6)
BRÜT KURU BİRİM HACİM KÜTLESİ	TS EN 771-1 Madde 5.3.3.1 Tolerans Kateg. D1 TS EN 771-1 Ort.1570 kg/m³±%10 IŞIKLAR: Ort. 1559 kg/m³
NET KURU BİRİM HACİM KÜTLESİ	TS EN 771-1 Madde 5.3.3.2 Tolerans Kateg. D1 TS EN 771-1 Ort.2240 kg/m³±%10 IŞIKLAR: Ort. 2240 kg/m³
BASINÇ DAYANIMI	TS EN 771-1 Madde 5.3.4 Karakteristik Ort. 40 N/mm² IŞIKLAR Karakteristik Ort. 51,1 N/mm²
ISIL DAVRANIŞ ÖZELLİKLERİ	TS EN 771-1 Madde 5.3.5 Max.0,422 W/mK IŞIKLAR Max. 0,400 W/mK
DAYANIKLILIK	TS EN 771-1 Madde 5.3.6 F2 ŞİDDETLİ ORTAM
YANGINA DİRENÇ	TS EN 771-1 Madde 5.3.11 Yangın Sınıfı A1
RENK DAĞILIMI	Farklı tonlardaki tuğlaları fabrikada karışık olarak bir arada paletler; ancak, duvar ustaları duvar boyunca bu farklı onların dağılımının dengeli bir şekilde yapılmasına dikkat etmelidir. PALET AMBALAJINDAKİ UYGULAMA ÖNERİLERİNE UYULMALIDIR.

*Baskıdan kaynaklanabilecek renk farkları için lütfen numune talep ediniz. Nakliye bedellerinin hesaplanmasında, ürünlerin net ağırlığını bölge müdürlüklerimizden öğrenebilirsiniz.
 *Ad/m2 ve ad/mtul ler 1cm derz esasına göre hesaplanmıştır.
 *Please demand sample in order not to have colour differences from printing. *About the calculation of the shipping costs, you can learn the net weight of the products from our regional offices.
 Pcs/m2 and Pcs/mtl are calculated on the basis of the joint.



Ürün: NT / Renk: Anadolu Serisi / Doku: Naturel
Product: NT / Colour: Anatolian Series / Texture: Natural

Lights shine where there are buildings,
“**ışıklar**” will be shining where life is!

 **ışıklar**
Yaşam Olan Her Yerde...

ışıklar

Yaşam Olan Her Yerde...

ışıklar Holding

Orhanveli Kanık Cad. Yakut Sok.
Eryılmaz Plz. 34810 Kavacık-İstanbul
+90 (216) 537 00 00 +90 (216) 537 03 70
info@isiklartugla.com.tr

Marmara Bölge Müdürlüğü (İstanbul)

Orhanveli Kanık Cad. Yakut Sok.
Eryılmaz Plz. 34810 Kavacık-İstanbul
+90 (216) 537 00 50 +90 (216) 537 00 59
marmara@isiklartugla.com.tr

İhracat Müdürlüğü / Foreign Trade (İstanbul)

Orhanveli Kanık Cad. Yakut Sok.
Eryılmaz Plz. 34810 Kavacık-İstanbul
+90 (216) 537 00 50 +90 (216) 537 00 58
foreigntrade@isiklar.com.tr

İç Anadolu Bölge Müdürlüğü (Ankara)

Gençlik Cad. N.9 Anıttepe-Ankara
+90 (312) 231 40 85
+90 (312) 230 07 03
icanadolu@isiklartugla.com.tr

Akdeniz Bölge Müdürlüğü (Antalya)

Topçular Mah.1019 Sok. No:117
Yeni Samra Pazarı Yanı Muratpaşa-Antalya
+90 (242) 324 34 11 +90 (242) 324 35 08
akdeniz@isiklartugla.com.tr

Karadeniz Bölge Müdürlüğü (Bartın)

Ağdacı Köyü Mevkii-Bartın
+90 (378) 227 12 33
+90 (378) 227 15 43
karadeniz@isiklartugla.com.tr

Ege Bölge (İzmir)

+90 533 282 55 83 (Kuzey Ege)
sture@isiklar.com.tr
+90 533 271 65 81 (Güney Ege)
byildirim@isiklar.com.tr

Muğla İrtibat Ofisi

Şeyh Mah. Ragıp Bey Cad. No:6 Menteşe / Muğla
+90 (252) 214 05 44
+90 (533) 272 65 82
vgazezoglu@isiklar.com.tr

Güney ve Doğu Anadolu Blg. Mdr. (Adana)

Cemalpaşa Mah. 63012 Sok. No:6/A Adana
+90 (322) 458 18 73
+90 (322) 457 45 29
gdanadolu@isiklartugla.com.tr



ışıklar Destek Hattı
444 0 300

www.isiklartugla.com.tr